XR System Design Guide

CONTACT US

Visit DMP.com/Contact_Us for contact information and sales and training support maps.

Inside Sales
1-877-757-4367
InsideSales@DMP.com

Tech Support
1-888-436-7832
TechSupport@DMP.com

Customer Service
1-866-266-2826
CustomerService@DMP.com

XR SYSTEM DESIGN

To monitoring center via dialer, cellular or network (eight paths of communication)

To add cellular, pick from 263LTE-V/381-2 (Verizon), 263LTE-A/381-2 (AT&T) or 263LTE-FN/381-2 (FirstNet)

XR150/XR550

18/4 or 22/4 Unshielded Wire



712-8
Zone Expansion Module
(Mounts inside panel, providing eight additional zones and takes up two addresses in keypad bus.)

Cat5 Ethernet



734N-POE



1100XH (1.7 miles open air)
Wireless Receiver

Receiver can be remoted 500 ft of 22 AWG or 1,000 ft of 18 AWG from the panel

WIRELESS DEVICES



1100R (1,200 ft)
Repeater
(Max of 8 Repeaters)



1100T
Translator
(Compatible with 2GIG 345 MHz, DSC 433 MHz, Interlogix 319.5 MHz & Honeywell 345 MHz)



1101
Universal Transmitter
(Internal and/or External)



1102
Universal Transmitter



1103
Commercial Universal Transmitter with Wall Tamper
(Internal and/or External)



1116
Relay Output



1117
LED Output Annunciator



1118
Remote Panic Indicator Light



1119
Door Sounder
Door Contact Built In



1122
PIR
25' x 30'



1126R
360° Ceiling Mount PIR
(20' Radius @ 8' Height)



1127C
Wall Mount Curtain PIR
(50' Curtain)



1127W
Wall Mount Wide Angle PIR
(36' and 84°)



1128
Glassbreak Detector
(12' Range)



1134
Access Control Module



1132
Recessed Contact



1135
Siren
(Adjustable to 110 dB or 100 dB)



1136
Remote Chime



1139
Bill Trap



1141
Wall Button



1142
Two-Button Hold-Up Transmitter
(Under Counter or Belt Clip)



1144-1
One-Button Key Fob
(Panic)



1144-1P
One-Button Key Fob with Prox Credential
(Built-in 1306P Proximity Credential)



1144-2
Two-Button Key Fob
(Arm/Disarm)



1144-4
Four-Button Key Fob
(Programmable)



1144-D
Dual-Button Key Fob (Panic)



1164
Smoke Detector



1183
Heat Detector



1184
CO Detector

LX OR AX-BUS EXPANSION MODULES

XR150: One LX or AX-Bus | **XR550:** Five LX or AX-Buses | 100 Zones/40 Devices per LX-Bus
16 Doors (734 Per AX-Bus)



714-16
16-Zone Expansion



736V
V-Plex Interface Module

Compatible V-Plex Devices

Note: 18 to 24 AWG Twisted Pair Wire, Shielded Wire or Straight Wire Up to 4,000 feet

2,500 ft



708
Bus Extender



708
Bus Extender



710
Bus Splitter/Repeater



711
Single Zone Expansion



714
4-Zone Class B Expansion



716
Output Expansion, 4 Form C Relays, 4 Open Collector Outputs

710
Bus Splitter/Repeater

Add PS12-5 or other power supply if needed

Additional 2,500 ft (Max of 15,000 ft with multiple 710 modules.)

2,500 ft

KEYPAD BUS DEVICES EXPANSION

XR150: 8 Keypad Bus Addresses | **XR550:** 16 Keypad Bus Addresses

4 Zones

4 Zones
Relay for Door Strike
Wiegand Reader

4 Zones
125 kHz Prox Reader Built In

7060
LCD, White

7070
LCD, White

7073
LCD, White

7872-W
5-inch Touchscreen Keypad OSDP

8860
7-inch Touchscreen White or Black

734
Access Control Module WIEGAND/OSDP

714
4-Zone Expansion Module

Zone expanders use up one address for every four zones or single device. Example: A 711 Zone Expansion Module takes up one address, a 714 Four-Zone Expansion Module takes up one address, a 714-8 Eight-Zone Expansion Module takes up two addresses and a 7170-W takes up one address.

XR SYSTEM APPLICATIONS

ADD A DOOR OF ACCESS CONTROL

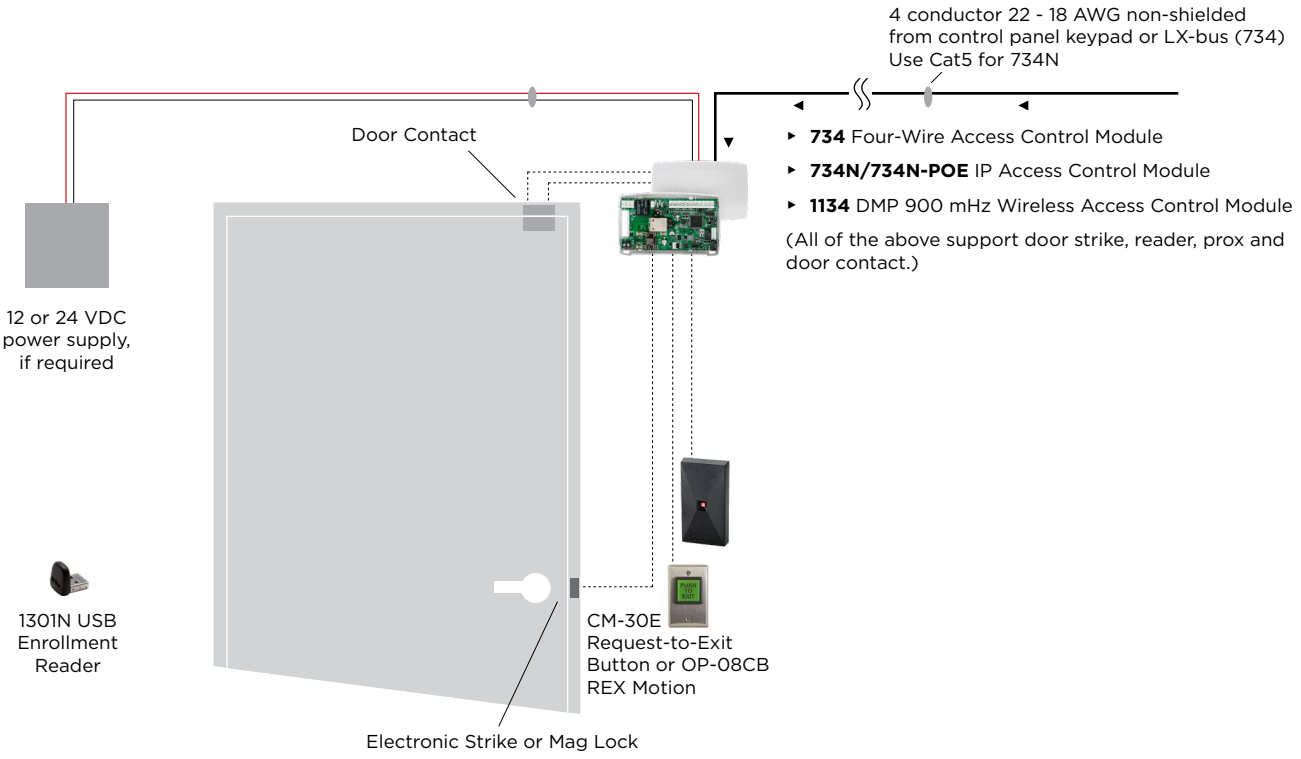

- **734** Four-Wire Access Control Module
- **734N/734N-POE** IP Access Control Module
- **1134** DMP 900 mHz Wireless Access Control Module

(All of the above support door strike, reader, prox and door contact.)

WIEGAND/OSDP READER

USE ANY WIEGAND OR OSDP READER



P-500-H-A
PROX READER



P-300-H-A
PROX READER



DELTA3 -OSDP
SMARTCARD READER



DELTA5 -OSDP
SMARTCARD READER



DELTA6.4 -OSDP
SMARTCARD READER
WITH KEYPAD



ET10-7WS
MULTI-TECHNOLOGY READER



ET20-7WS
MULTI-TECHNOLOGY READER



ET25-7WS
MULTI-TECHNNOLOGY
READER

USER CREDENTIALS



PSK-3-H/10
PROX KEYTAG



PSC-1-H/10
PROXCARD



1306P/10
PROXPATCH



CSK-2/25
KEYFOB

DE2/10
MIFARE DESFIRE



MOBILE WALLET CREDENTIAL

736P RADIONICS™/POPIT™ MODULE

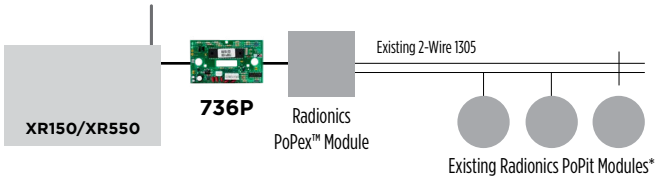

*Refer to LT-0427 736P PoPit Module Installation Guide for compatible devices.

Radionics, PoPex and PoPit are trademarks of Radionics Inc.

736V ADEMCO™/V-PLEX™ MODULE

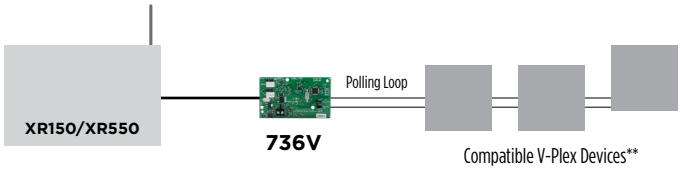

**Refer to LT-1910 736V V-Plex Module Installation Guide for compatible devices.

Ademco and V-Plex are trademarks of Honeywell Inc.

KEYPAD FEATURES

Model	Series	Zones	Normal Backlight	Internal Relay	Wiegand Input	Internal Prox	Compatible Panels
7060	Thinline	None	Green	No	No	No	XT & XR Series
7063	Thinline	None	Green	No	No	Yes	XT & XR Series
7070	Thinline	Four	Green	No	No	No	XT & XR Series
7073	Thinline	Four	Green	Yes	Yes	Yes	XT & XR Series
7872	Touchscreen	Four	N/A	Yes	No	Yes	XT & XR Series
7873	Touchscreen	Four	N/A	Yes	Yes	Yes	XT & XR Series
7873H-W	Touchscreen	Four	N/A	Yes	Yes	Yes	XT & XR Series
8860	Touchscreen	None	N/A	No	No	No	All
9862	Touchscreen	None	N/A	No	No	Yes	All

PANEL SPECIFICATIONS

	XR150	XR550
Total Zones	142	574
Possible Hardwired Zones	142	574
Possible DMP Wireless Zones	100	500
Areas	8	32
Event Buffer	12,000	12,000
User Codes	10,000	10,000
Door Access Points	8	96
Supervised Keypads	8	16
Auxiliary Power	1.5 Amps	1.5 Amps
Switched 4-Wire Smoke Detector Power	Yes	Yes

MODEL NUMBER DESCRIPTION

XR550 D N L - G

PANEL
XR550
XR150

DIGITAL DIALER

NETWORK
N - Network

ENCLOSURE SIZE
L - Large
A - Attack Resistant
PCB - Board Only

ENCLOSURE COLOR
R - Red
G - Gray

Note: Models ending in PCB indicate it is the PC board and power supply only, no cabinet.

Virtual Keypad™

App Store | Google Play

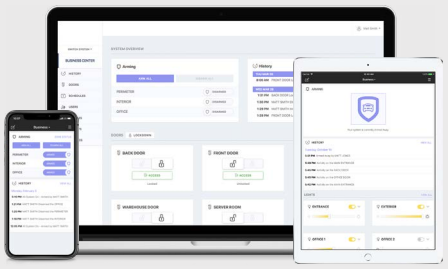

FIND MORE RESOURCES

Visit **DMP.com/JCI** for more resources:

- Training Videos
- Application Guides
- White Papers
- DMP University

© 2025 Digital Monitoring Products
LT-1607/25 | 2/21/2025